






STAHLWERK THÜRINGEN - Walzplan | Rolling Plan | Plan de Laminage 2012

		6	7	8	9	10	11
HE 	100	205					211
	120		205		208		
	140			206		209	
	160			206		210	
	180			206		208	
	200	205		206			211
	220					208	
	240	204		207			210
	260						210
	IPE 	120	205				
140			204				
160			206				
180			205				
200				206			
220					207		
240				206			
270				207			
300					207		
330					207		
360					207		
400		204			207		211
450		204					210
500						208	
550							210
U 	100		205				
	120		206				
	140		205				
	160		205				
	180		205				
	200				207		
	220				207		
	240				207		
	260					208	
	280				207		
	300				208		
	320				208		
	350						211
	400						211
UPE 	120		206				
	140		206				
	160		205				
	180		205				
	200			207			
	220				207		
	240				207		
	270					208	
	300				209		
	330				208		
	360	203					
400	204						
SW 	82/54						

yellow marked rollings are almost full
red marked rollings are closed

HE 120 208 ohne/without/sans HEAA